



TECHLINE[®]
IMPROVING FLEXIBILITY

Focus on
Industrial automation

LINAK.COM/TECHLINE

LINAK[®] 
WE IMPROVE YOUR LIFE



Pneumatic system

- Complex system of compressor, pumps, valves, filters, lubricators, flow controls etc.
- Elaborate installation due to many components
- Per default no integrated positioning
- Requires routine maintenance
- High energy consumption

VS.



Electric actuator system

- Simple system of actuator, control and power connection
- Easy installation due to few components
- Integrated positioning
- Maintenance-free
- Low energy consumption

Electric Actuators - energy efficient solutions for industrial automation

LINAK® improves productivity with simple, safe and powerful electric linear movement for a variety of industrial automation applications. For soldering ovens, packaging, welding and textile machines, bar feeders, conveyor belts, material handling devices and many other industrial automation applications LINAK delivers:

- reliable products
- a good alternative to pneumatic systems
- a turnkey supplier of complete electric linear movement solutions
- cutting-edge technology when more sophisticated controls and precise motion is required
- close collaboration between your team and our application engineers, represented in over 30 countries

From small, light and compact actuators for space savings, to powerful robust systems able to lift up to 15,000 N, LINAK electric actuators are built for long-lasting durability.

Furthermore, our actuators are tested to the highest standards and can be delivered in protection classes up to IP66 and IP69K— water, dust and dirt proof and tested for high-pressure cleaning.

Go electric and spot the difference

In numerous small and large applications LINAK electric actuators are a low-energy, cost and resource reductive alternative to pneumatic systems. Due to the technological development and increasing energy prices, linear electric actuators are becoming more and more attractive also in the industrial sector where pneumatics and hydraulics usually dominate. LINAK electric actuators work on low voltage DC, provide a high self-locking ability and optional manual operation, creating a safer work environment for the operator. Furthermore, an electric linear system requires no maintenance, which reduces the downtime of the application.

From small, light and compact actuators for space savings, to powerful robust systems able to lift up to 15,000 N, LINAK electric actuators are built for long-lasting durability.

LINAK offers service worldwide

Please contact your local LINAK office with your enquiry



What LINAK actuators do for the soldering oven

Due to their high control, electric actuators from LINAK® provide precise parallel movement ideal for lifting the hood of soldering ovens. Furthermore, TECHLINE® actuator systems offer simple installation, multiple feedback options and an 'all in one package' solution, which is easy and cost-efficient.

Additionally, safety is high when choosing an electric actuator solution, because LINAK provides brake and self-locking functions to hold the hood in position to ensure that it will not collapse in case of current cut-offs.

LINAK electric actuators also offer an environmentally clean solution with no leakage, which prevents destruction of products.



Hood

Opening and closing
of the hood



What LINAK® actuators do for the packaging machine

TECHLINE® offers electric actuator solutions for packaging machines allowing simple customisation with the press of a few buttons. E.g. it is possible to adapt the machines to various product types, shapes, sizes and weight in order to make the machines more productive. Furthermore, LINAK actuators can adjust the height of the whole line either to suit the operator or to connect to another machine.

LINAK actuators are energy saving, easy to control due to feedback options, simple to fit in the product assembly and maintenance-free.

Cover

Opening and closing
of the machine cover

Adjustment

Adjustment of speed
and tension





Sealing unit

Adjustment and
adaptation to suit
different packages

What LINAK® actuators do for the textile machine

LINAK electric actuators are easy to fit into textile machine applications due to their small sizes and few cables with customised connection and plugs.

The actuators provide e.g. accurate parallel positioning of the cradle ensuring precisely stacked fabric and minimised waste of cloth.

LINAK actuators also offer an accurate overview of their position with feedback signals. Furthermore, the actuators only use power when they are moving, which means that no standby power is necessary.




Adjustment

Adjustment of the cradle sideways to ensure that the textile will be precisely stacked to decrease the amount of wasted cloth

Positioning

Raising/lowering of the cradle to easily place a new textile roll



What LINAK® actuators do for the bar feeder

Through easy electric linear movement, high control and simple operation TECHLINE® actuator systems provide efficient automation in bar feeders, enabling the machine to run automatically without human help as long as there are enough bars in the system.

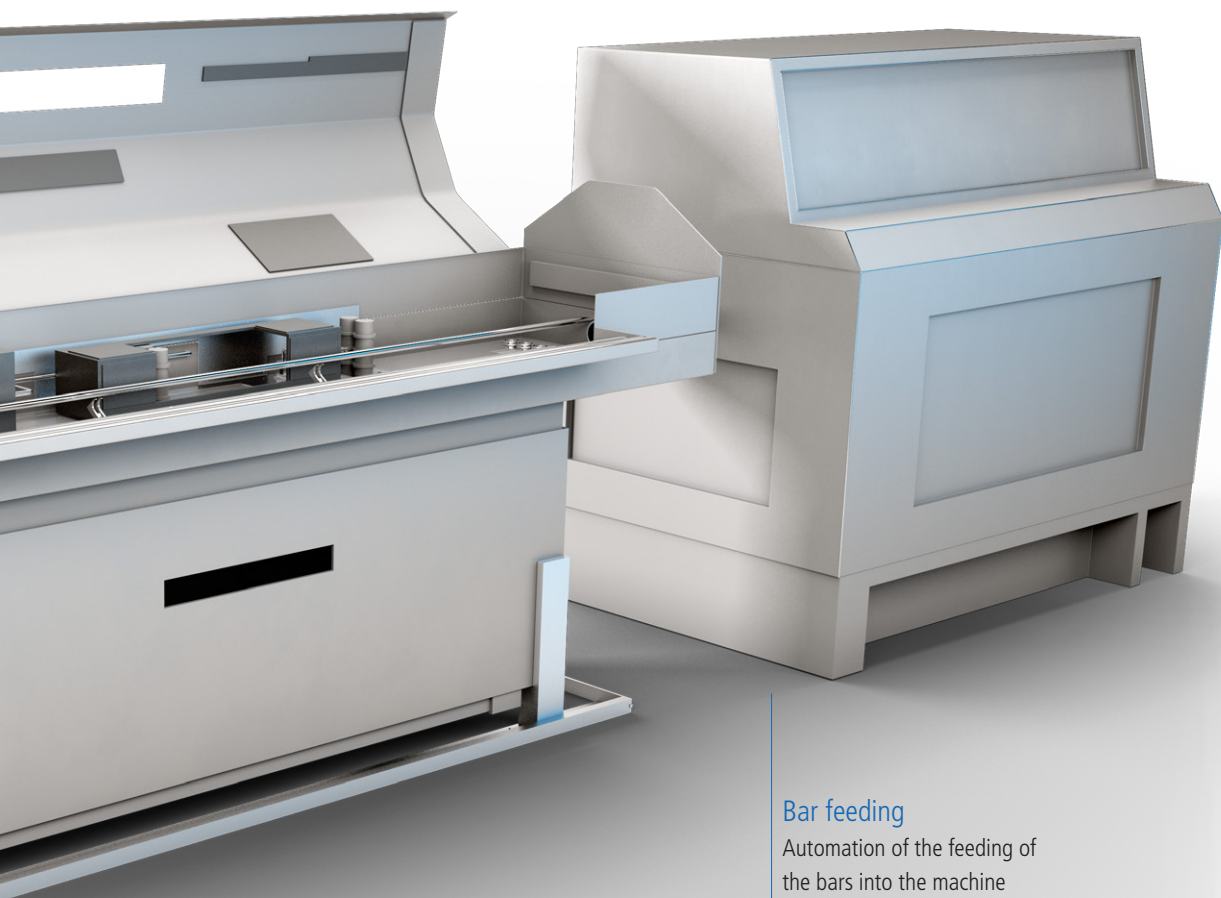
With LINAK actuators it is possible to automate the feeding of the bars into the bar feeder as well as the adjustment of the height of the bar feeder.

LINAK actuators are small, easily integrated into the bar feeder with programmable control systems and require no maintenance compared to more complex hydraulic systems.

Height adjustment

Adjustment of the height of the bar feeder





Bar feeding

Automation of the feeding of the bars into the machine

What LINAK® actuators do for labelling equipment

Through the flexibility and user-friendliness that the electric actuator solutions from TECHLINE® provide, automatic height adjustment and positioning of labelling equipment is made easy. This offers the possibility to adapt the machine automatically depending on the product that needs to be labelled.

The robustness and rigidity of LINAK columns effectively prevent any movement of the application, ensuring high precision during the labelling process.

Furthermore, the simple LINAK plug and play solution provides a quick installation and exchange of the actuator, which reduces the downtime of the application.


Height adjustment

Adjustment of the height of the labelling machine



Positioning adjustment

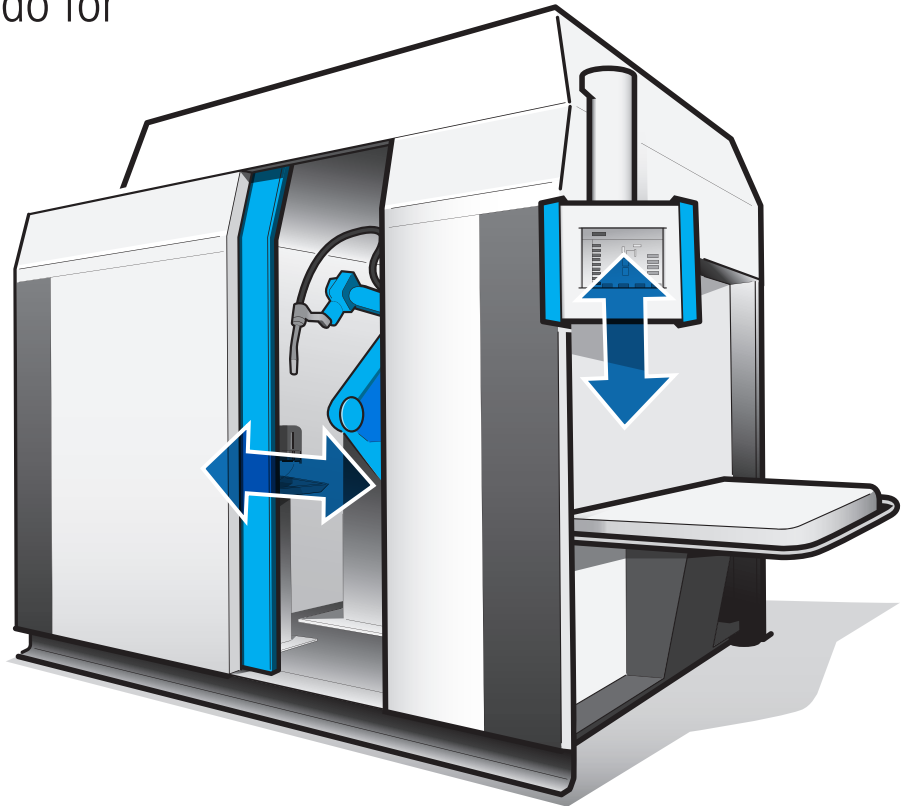
Sideways adjustment of the
position of the labelling machine



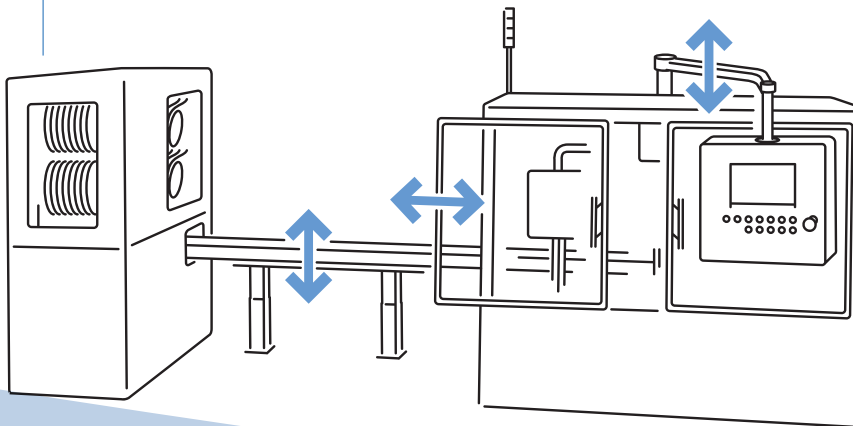
What LINAK® actuators do for industrial automation

Welding machine

Opening and closing of the machine cover

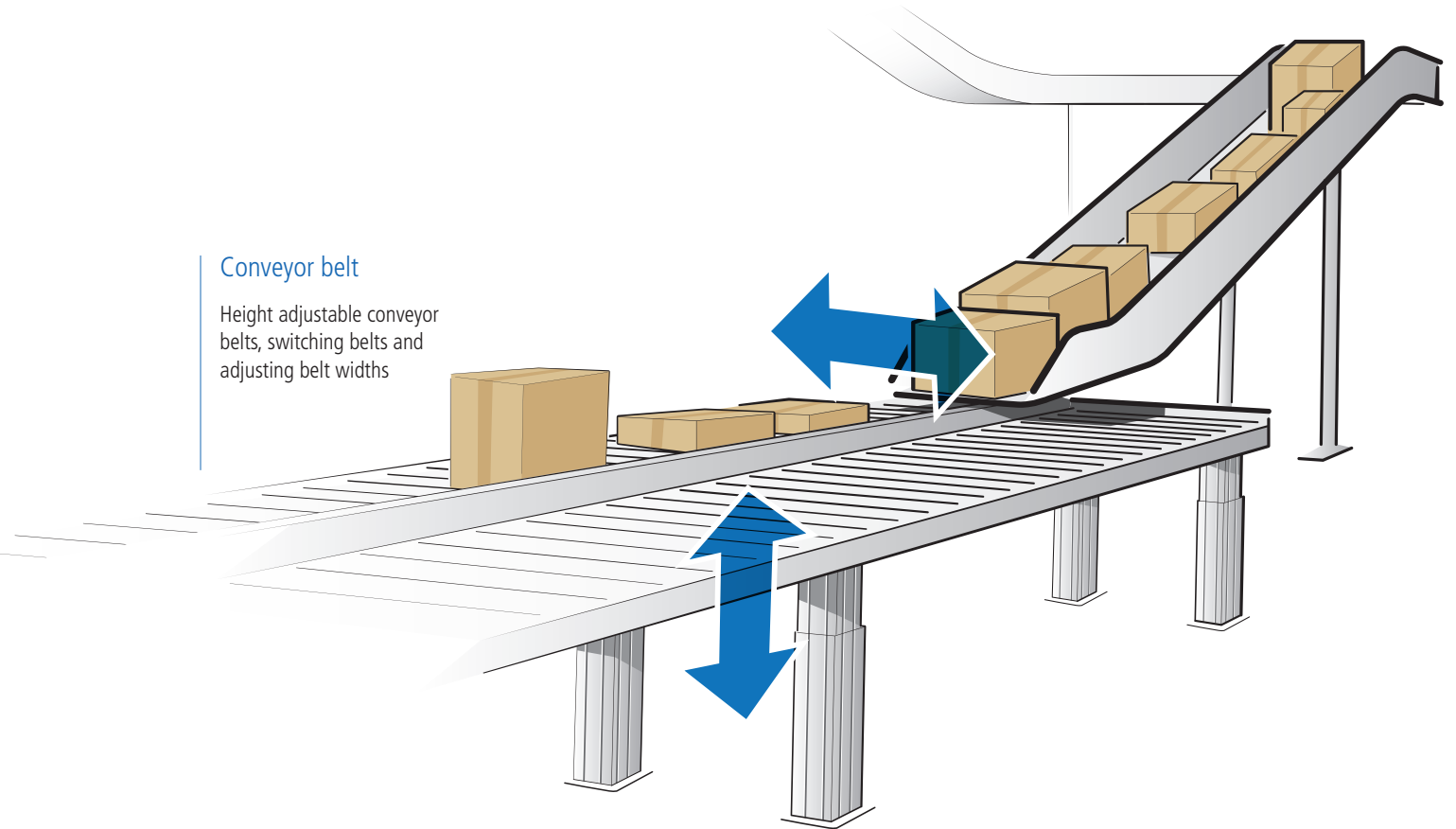


Plastic machine

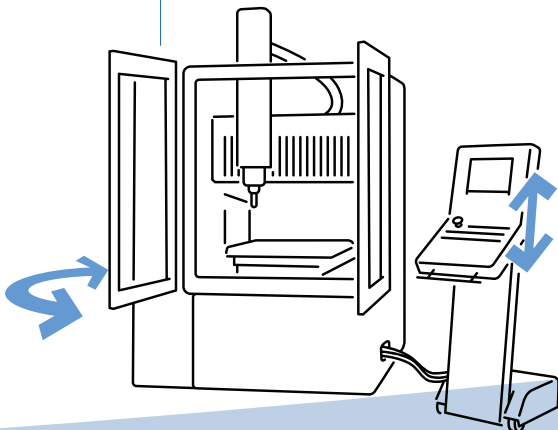


Conveyor belt

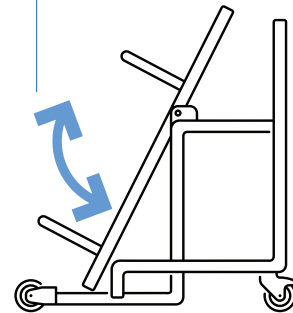
Height adjustable conveyor belts, switching belts and adjusting belt widths



Tooling machine



Library automation



Explore the rich technology behind actuators

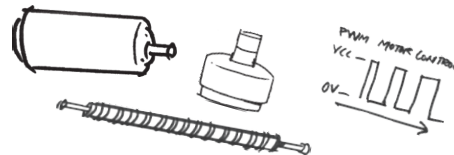
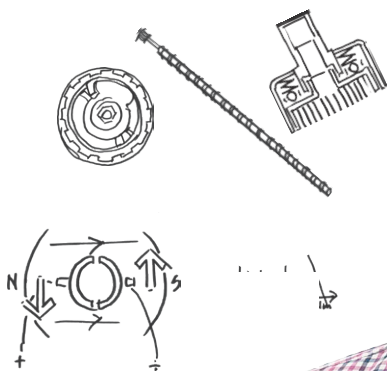


At the Actuator Academy™, you will find a library of videos and information about actuator components, actuator testing, and intelligent actuator control.

Find out what you should expect of a good industrial actuator, what affects its performance and efficiency, and how to best utilise your linear motion actuator.

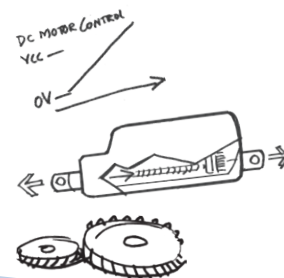
We hope to inspire you and ultimately make you wiser on the moving electric revolution we are all part of.

Happy exploring!




Check out the
Actuator Academy

**LINAK.COM/
ACTUATOR-ACADEMY**



Smart movement for industrial automation



A LINAK® IC actuator with built-in controller reduces the number of external components and the need for a third-party supplier for power electronics.

It also offers a comprehensive range of interfaces and gives you access to productivity enhancing data - all delivered by a single supplier you can trust.

By helping you move smarter at every stage of your application process, from development, installation and integration to tailored movement and improved productivity, our IC actuators add value across the board.

IC INTEGRATED CONTROLLER™

Choosing an IC actuator for your application is a smart move in many ways:

- Reduced complexity for faster development and production
- Flexible integration with a variety of industrial interfaces
- Data monitoring that minimise downtime and boost productivity
- Benefit from one single supplier



For more information on IC, please visit [LINAK.COM](https://www.linak.com) or scan the QR code.

Actuators for industrial automation

LINAK® industrial actuators offer a versatile array of movement solutions for industrial automation.

With **thrusts up to 15,000 N, max speeds up to 160 mm/s, and strokes between 20 and 999 mm**, the actuators are highly adaptable for a wide variety of applications.

Industrial actuators with **heavy-duty aluminium housings** are very suitable for use in corrosive environments. Having been thoroughly salt spray and chemical resistance tested and approved for ratings up to **IP66 and IP69K static**, these actuators will work reliably for years, even when exposed to salt, water, wind, and sun.

Operating temperatures between -40°C to +85°C make them fit for work in numerous settings.

Actuator LA37



Actuator LA36



Actuator LA33



Actuator LA25



Actuator LA23



Actuator LA14



Actuator LA12



Lifting column DL2



Testing programme

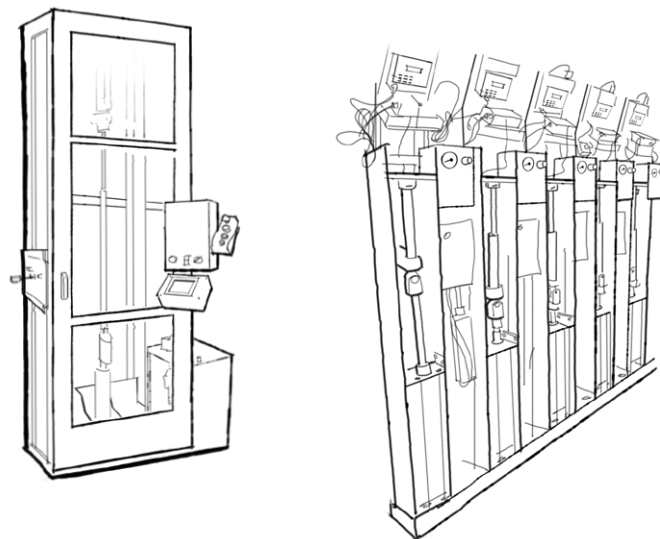
In each industrial application, the actuator is just one component of many, but at LINAK® we fully appreciate that it is of utmost importance to you and your customers. Not a single actuator leaves the factory until it has undergone a 100% function test.

Depending on the actuator type, various tests have been carried through. Please consult your local LINAK office or take a look at the actuator data sheet in question to get a thorough test overview.

This is your guarantee that a solution based on LINAK TECHLINE electric actuator systems is a solution that will work reliably for years and years.

"Our actuators must never malfunction. Therefore, it is important that all our products are tested inside and out, and to the extreme in a wide range of tests."

- Claus H. Sørensen, Director R&D



Climatic tests:

In the climatic test the actuators are tested to operate in extreme temperatures as well as to endure rapid changes in temperature. In a dunk test, the actuators have to withstand repeating temperature fluctuations between +85°C to -40°C and still maintain full functionality and ingress protection.

EN60529-IP6X

- Dust

EN60529-IPX6

- Water

ISO16750- IP69K

- High pressure cleaning

IEC60068-2-3

- Moisture storage

IEC60068-2-30

- Operation in moisture

ISO16750-4:2010

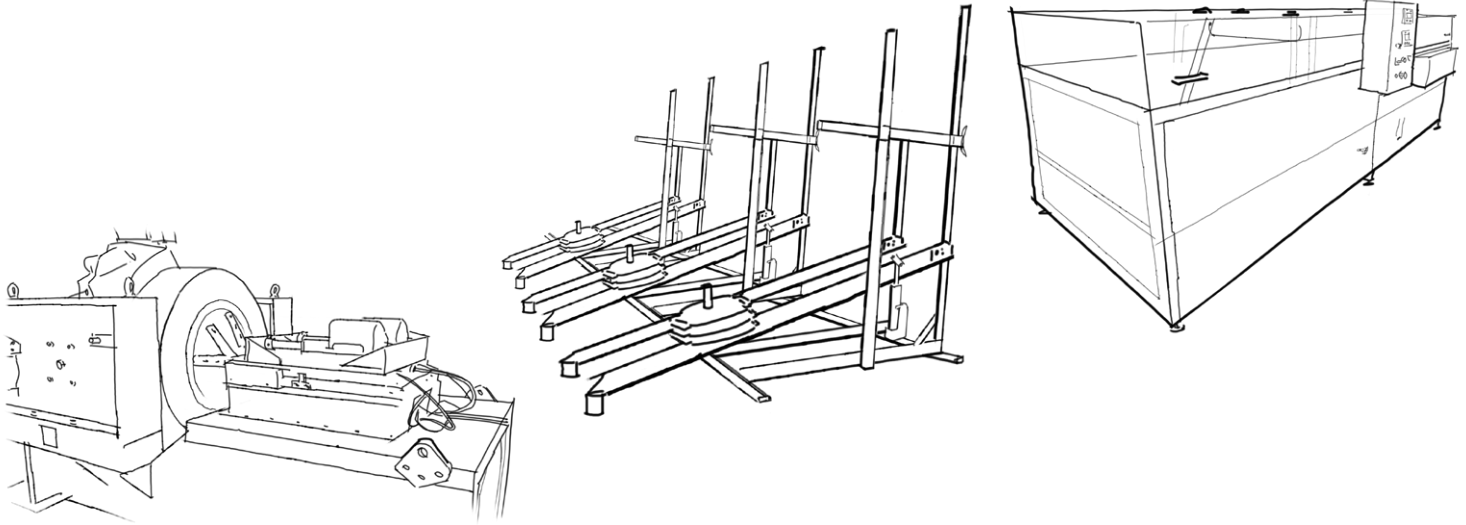
- Dunk test

EN60068-2-52

- Salt spray

BS7691 Section 6.11.2.4

- Chemicals



Electrical tests:

All electrical parts are tested i.e. power supply, power and signals cables, control signals etc. Electrical immunity is tested according to industrial standards i.e. for radio noise, electrical discharge and burst.*

EN/IEC 61000-6-4	- Generic standard emission industry
EN/IEC 60204	- Electrical equipment of machinery
EN 50121-3-2	- Railway applications - Rolling stock apparatus
94/25/EC	- Recreational crafts directive
EN/ISO 13766	- Earth moving machinery
EN/IEC 61000-6-2	- Generic standard immunity industry
2004/104/EC	- Automotive Directive
EN/ISO 14982	- Agricultural and forestry machines
EN/ISO 13309	- Construction machinery

Mechanical tests:

Vibration: The actuator must withstand continuous vibration in three directions.

Shock: The shock test puts the actuator through 3 shocks of up to 50 G in each of six directions.

Bump: The actuator receives bumps of up to 30 G in each of six directions several hundred times.

EN60068-2-64 (Fh) - Random vibration

EN60068-2-27 (Ea) - Shock

EN60068-2-29 (Eb) - Bump

Find out more about how we test actuators to the extreme:

linak.com/segments/techline/tech-trends/testing/



* These tests do not apply to third party products!





The new machine is designed to be used in a wide range of applications, from the production of small quantities of material to the production of large quantities of material. The machine is designed to be used in a wide range of applications, from the production of small quantities of material to the production of large quantities of material.




```

bind,
0
/
0 0
0 0
the to
commands as

```



counter using their
and is a form of





For further information, please visit our website:
LINAK.COM/BUSINESS-AREAS/INDUSTRIAL-AUTOMATION/

LINAK® accepts no responsibility for possible errors or inaccuracies in catalogues, brochures, and other material. LINAK reserves the right to change its products without prior notice. LINAK cannot guarantee product availability and reserves the right to discontinue the sale of any product. User is responsible for determining the suitability of LINAK products for a specific application. All sales are subject to the 'Standard Terms of Sale and Delivery', available on LINAK websites.

LINAK and the LINAK logotype are registered trademarks of LINAK A/S. All rights reserved.



Built by market leading experts, using state-of-the-art technologies and perfected production methods, you can expect the same quality worldwide.



Innovation is in our core. We take the lead and have the courage to make it real.



We are responsible in what we do – towards customers, employees and environment. Creating trust is a natural part of who we are.



From global presence to local understanding. We believe in world-wide support and being close to our customers.