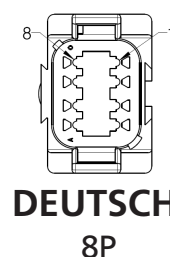
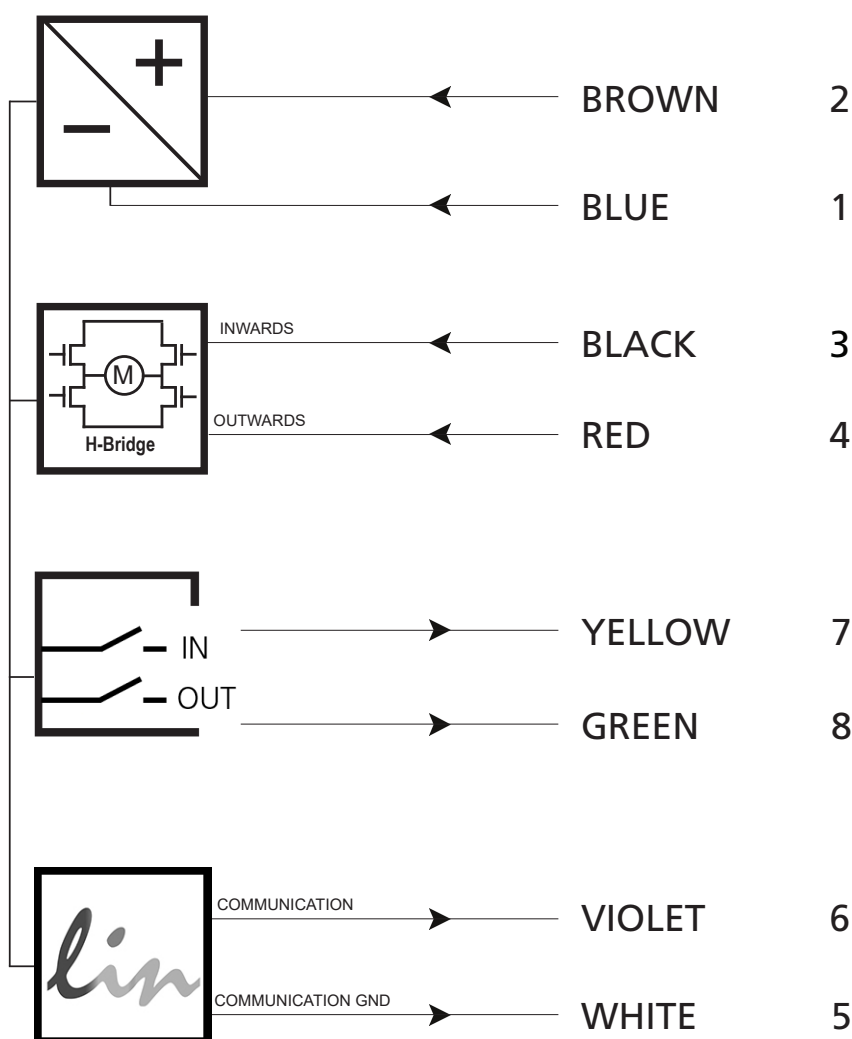


Actuator LA25
LIN Bus
Connection diagram

Connection diagram

25XXXXXXXXXX6X1X=XXXXXXXXXXXXXX



Please be aware that if the power supply is not properly connected, you might damage the actuator!




The BusLink software tool is available for LIN bus actuators and can be used for:

Diagnostics, manual run and configuration

The newest version is available online at [LINAK.COM/TECHLINE](https://www.linak.com/techline)

Please note: The BusLink configuration cable must be purchased separately
Item number for BusLink cable kit: 0147999 (adapter + USB2Lin)

I/O Specifications

Input/Output	Specification	Comments
Description	Each LINAK actuator with LIN bus interface, has the ability to act as LIN bus follower node in the LIN bus cluster. The LIN bus is able to provide feedback information about piston position including, if end stop is reached, error information. System identification data and actual current at runtime. It is also possible to send input commands to the system and invoke actuator movement based on direction.	
Brown	12-24VDC + (VCC) Connect Brown to positive 12V ± 20% - max. 5A depending on load 24V ± 10% - max. 2.5A depending on load 12V, current limit 8A 24V, current limit 5A	<u>Note:</u> Do not change the power supply polarity on the brown and blue wires! Power supply GND (-) is electrically connected to the housing
Blue	12-24VDC - (GND) Connect Blue to negative 12V ± 20% - max. 5A depending on load 24V ± 10% - max. 2.5A depending on load 12V, current limit 8A 24V, current limit 5A	Current limit levels can be adjusted through BusLink If the temperature drops below 0°C, all current limits will automatically increase to 9A for 12V and 6A for 24V.
Red	Extends the actuator	On/off voltages: > 67% of V_{IN} = ON < 33% of V_{IN} = OFF Input current: 10mA
Black	Retracts the actuator	
Green	Endstop signal extended	Output voltage min. $V_{IN} - 2V$ Source current max. 100mA Endstop signals are NOT potential free. Endstop signals can be configured with BusLink software according to any position needed.
Yellow	Endstop signal retracted	
Violet	LIN communication	Used for LIN communication and as service interface. Only BusLink can be used as service interface. Use blue adapter cable (item no. 0147999)
White	Communication GND	

Terms of use

The user is responsible for determining the suitability of LINAK products for specific application. LINAK takes great care in providing accurate and up-to-date information on its products.

However, due to continuous development in order to improve its products, LINAK products are subject to frequent modifications and changes without prior notice. Therefore, LINAK cannot guarantee the correct and actual status of said information on its products.

While LINAK uses its best efforts to fulfill orders, LINAK cannot, for the same reasons as mentioned above, guarantee the availability of any particular product. Therefore, LINAK reserves the right to discontinue the sale of any product displayed on its website or listed in its catalogues or other written material drawn up by LINAK.

All sales are subject to the Standard Terms of Sale and Delivery for LINAK. For a copy hereof, please contact LINAK.