



Massage motor Data sheet

Massage motor

Comfort furniture applications such as leisure beds can benefit from adding massage. The HOMELINE® massage motor can be added to various LINAK® systems, TWINDRIVE® as well as linear actuator systems.

The LINAK system offers several advantages such as: the same handset for both bed and massage, no extra control box, just plug and play – the massage motors are directly connected to the HOMELINE systems – no extra wiring under the bed, simple and easy mounting. The system also features different modes, memory function and several mounting possibilities.



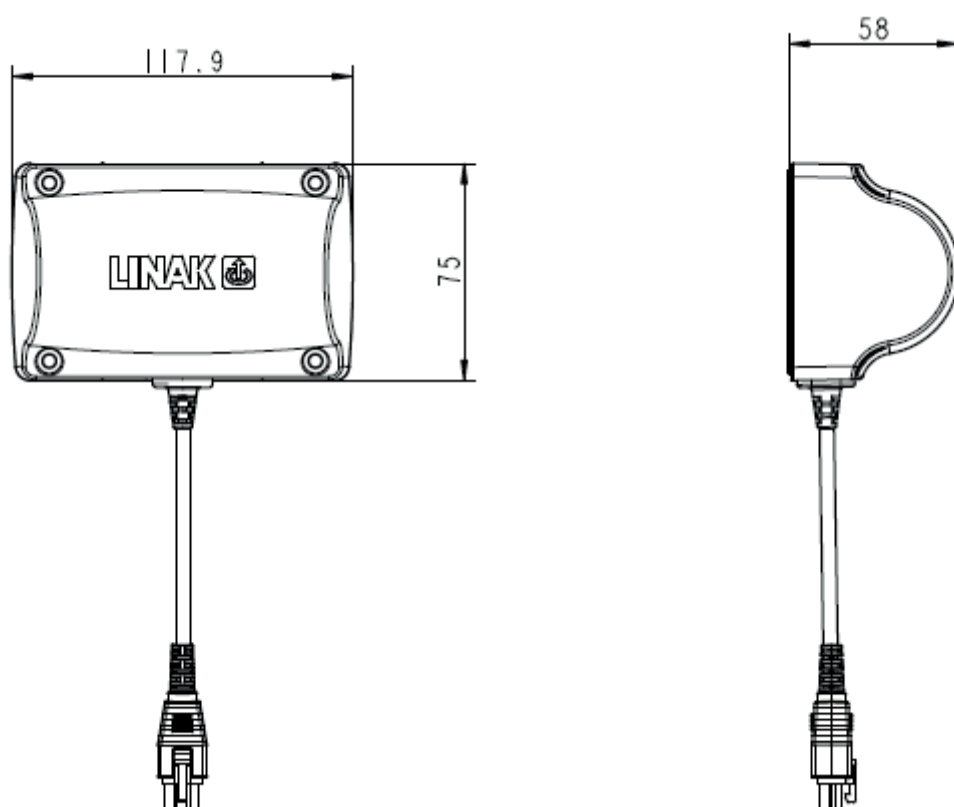
Features:

- Supply voltage: 24 V DC
- Nuts for mounting bracket: 4 x M6 self-locking - DIN 985
- Housing colour: Dark grey (RAL 7016)
- Housing material: VO Plastic PC/ABS
- 6P minifit cable (1 m) or 2P microfit cable (1 m or 2 m)
- Integrated thermo switch (PTC) cuts off when the temperature exceeds the critical level


Usage:

- 3 different ways of mounting
- MD1000D2 compatible with TD3 and CBH Advanced
- MD1000D7 and MD1000D8 compatible with LA18 Advanced
- Duty cycle: 10 %, 30 minutes max.
- Operating temperature: 5 to 40 °C
- Storage temperature: -10 to +50 °C

Dimensional drawings

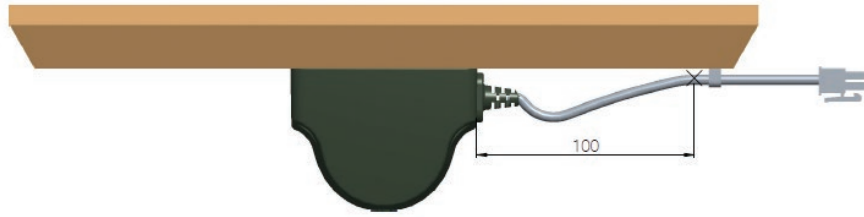


Mounting instructions of the massage motor on a plate:



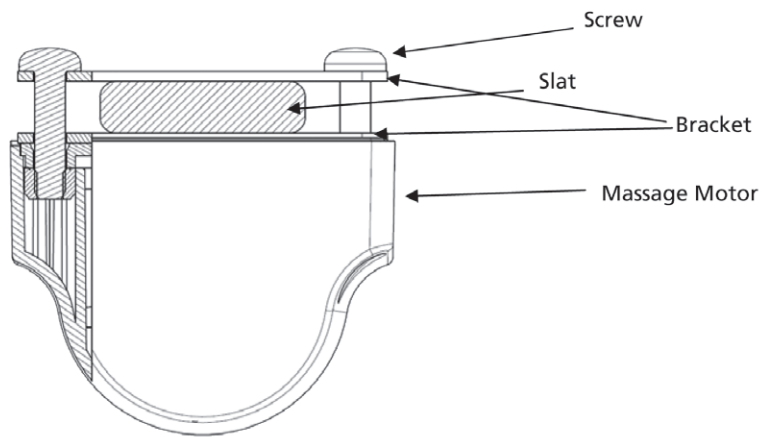
The massage unit must be mounted with four 4 mm round-headed wood screws with a flat underside. The head must be 8 mm in diameter and in length 19 mm + the thickness of the plate on which the massage motor is mounted. Torque max. 2 Nm + resistance in the plate.

Mounting of the cable:



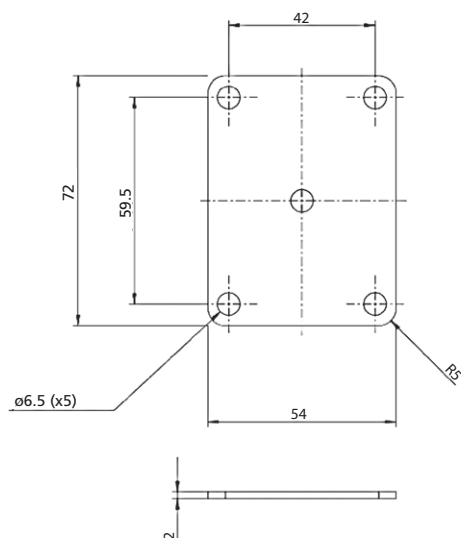
The massage motor cable must not be stretched or twisted the first 8 to 10 cm from the motor. Stretching or twisting the cable will reduce the lifetime of mould/strain relief significantly and it will short-circuit the wires inside.

Mounting instructions of the massage motor by using brackets:

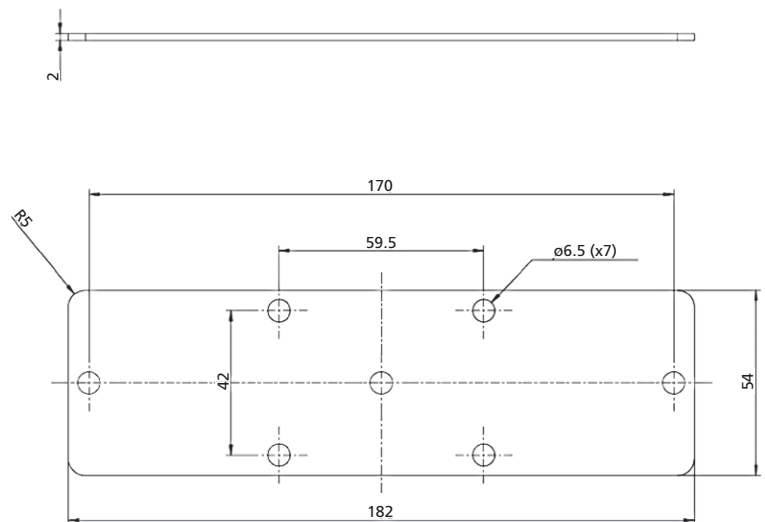


The massage unit is mounted with four M6 round-headed machine screw with flat underside. Length: 15 to 20 mm long + the thickness of the bracket. Torque max. 2 to 3 Nm. 2 Brackets must be used – one on each side of the slat.

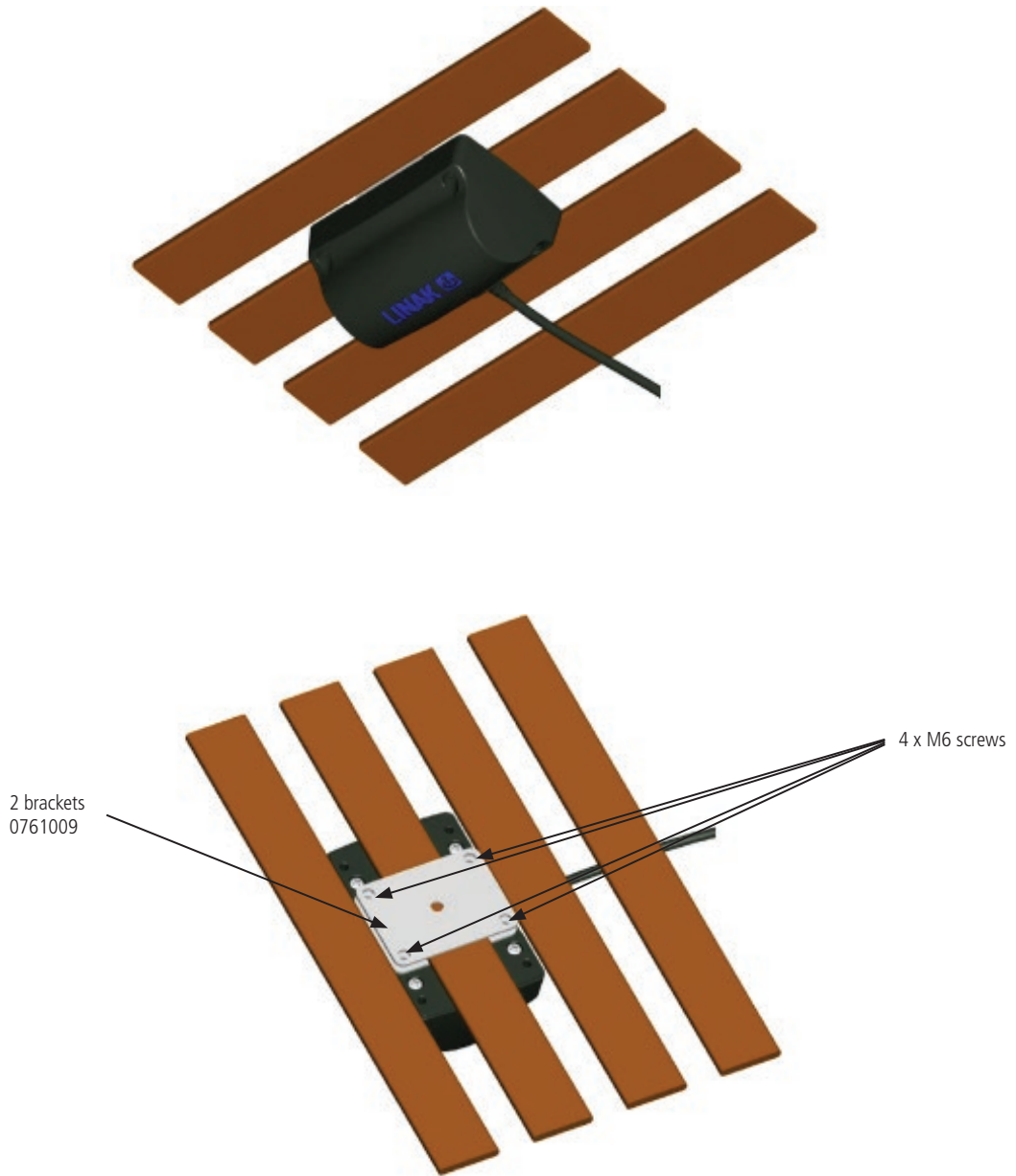
Bracket dimensions: 0761009



Bracket dimensions: 0761010



Mounted on one slat:




The massage motor is mounted to the slat by using two brackets 0761009 and four M6 screws of good quality. Four self-locking nuts inside the motor avoid that the mounting screws come loose.

Mounting on three slats:

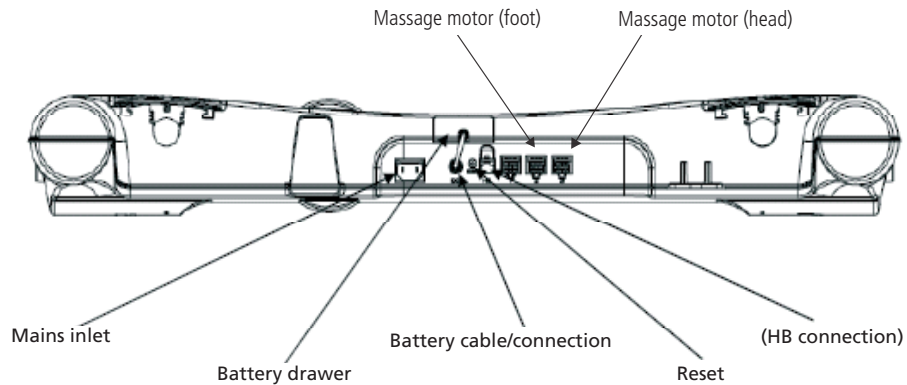


The massage motors are mounted on three slats with two brackets 0761010 and six M6 screws of good quality and two self-locking nuts. Four self-locking nuts inside the motor avoid that the mounting screws come loose.



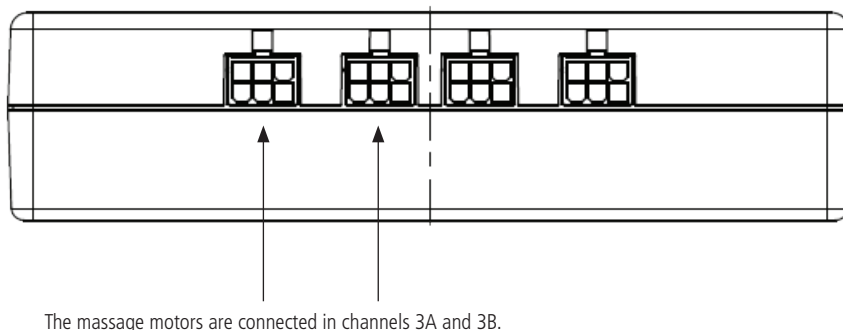
Installation instructions for the TWINDRIVE:

TD3



As mentioned, the massage motors are connected directly to the TD3 in channels 1 and 2. Therefore, no extra control box and no extra handset are needed.

CBH Advanced systems



The massage motors are connected in channels 3A and 3B.

The hand control HC20 for the massage system:

The hand control HC22BL2000 for massage can control the functions of the bed, which means that the system only needs one handset.

To adjust the bed position in normal mode, the hand control is working exactly as a normal handset without the massage functionality, except there are only 2 memory positions instead of 3.

The CBH Advanced must have the Bluetooth® Adapter plugged in to work with this hand control.

For further information, please contact your local LINAK.



LA18 Advanced systems:

The massage motors are connected in channel with microfit plugs on the side of the LA18IC Advanced Master box.



Ordering example:

MD	1	0	0	0	D	2	
							Cable:
							2 = Straight cable 1 m, 6P minifit connector
							7 = Straight cable 1 m, 2P microfit connector for LA18 Advanced
							8 = Straight cable 2 m, 2P microfit connector for LA18 Advanced
							Colour:
							D = Dark grey RAL 7016
							Option:
							0 = No ID
							Not used:
							0
							Not used:
							0
							Name:
							1
							Family:
							MD

Brackets must be ordered separately:

0761010 (in bags with 350 units)

0761009 (in bags with 300 units)

The specification of the massage motor can be customized via the TD3 configurator.

Terms of use
The user is responsible for determining the suitability of LINAK products for specific application. LINAK takes great care in providing accurate and up-to-date information on its products.
However, due to continuous development in order to improve its products, LINAK products are subject to frequent modifications and changes without prior notice. Therefore, LINAK cannot guarantee the correct and actual status of said information on its products.
While LINAK uses its best efforts to fulfil orders, LINAK cannot, for the same reasons as mentioned above, guarantee the availability of any particular product. Therefore, LINAK reserves the right to discontinue the sale of any product displayed on its website or listed in its catalogues or other written material drawn up by LINAK.
All sales are subject to the Standard Terms of Sale and Delivery for LINAK. For a copy hereof, please contact LINAK.